



District Report Card: 2017


| | |
|---------------------------|--|
| State: West Bengal | District: North Twenty Four Pargana |
| Class: 8 | Subject: Language |
| Schools: 50 | Students: 1097 |


Participation/Coverage


Students

| GENDER  | Boys | | Girls | |
|--|--------|-------|--------|-------|
| | Number | % | Number | % |
| | 466 | 42.48 | 631 | 57.52 |

| AREA  | Rural | | Urban | |
|---|--------|-------|--------|-------|
| | Number | % | Number | % |
| | 722 | 65.82 | 375 | 34.18 |

| CATEGORY  | SC | | ST | | OBC | | GEN | |
|--|--------|-------|--------|------|--------|-------|--------|-------|
| | Number | % | Number | % | Number | % | Number | % |
| | 266 | 24.25 | 49 | 4.47 | 226 | 20.60 | 556 | 50.68 |

| CWSN  | LD | VI | HI | S&LD | ID | Oth |
|--|----|----|----|------|----|-----|
| | 2 | 1 | 0 | 1 | 1 | 0 |

| Management  | Government | | Government-aided | |
|--|------------|-------|------------------|-------|
| | Number | % | Number | % |
| | 484 | 44.12 | 613 | 55.88 |

Average Performance of Students in Language (%)

| Overall | Gender | | Area | | Management | | Social Group | | | |
|---------|--------|--------|-------|-------|------------|-------|--------------|-------|-------|-------|
| | Male | Female | Rural | Urban | Govt. | Aided | SC | ST | OBC | GEN |
| 56.82 | 60.44 | 54.14 | 54.50 | 61.28 | 58.62 | 55.39 | 59.82 | 47.62 | 53.13 | 57.69 |

Performance on Learning Outcomes (LOs)

| Learning Outcomes | Description | Average Performance(%) |
|-------------------|--|------------------------|
| L813 | Read textual/non-textual materials with comprehension and identifies the details, characters, main idea and sequence of ideas and events while reading | 56.82 |

| Range of Performance of Students who Answered Correctly | | | | | | | |
|---|-------|-----------|-------|-----------|-------|-----------|-------|
| Below 30% | | 30% - 50% | | 50% - 75% | | Above 75% | |
| Number | % | Number | % | Number | % | Number | % |
| 153 | 13.95 | 254 | 23.15 | 446 | 40.66 | 244 | 22.24 |

Lowest Performing Learning Outcomes (LOs)

1 - Read textual/non-textual materials with comprehension and identifies the details, characters, main idea and sequence of ideas and events while reading (56.82)